

## Use of Calligraphy and Animation with Screen Printing On Household Linen for Pre-School Child



**Anita Singh**  
Research Scholar,  
Deptt.of Home Science,  
Shri Agrasen Kanya P.G.  
College, Varanasi

**Anita Singh**  
Head & Associate Professor,  
Deptt.of Food & Nutrition,  
Shri Agrasen Kanya P.G.  
College, Varanasi

### Abstract

The main aim of present study was use of calligraphy and animation with screen printing on household linen for pre-school child. With the flow of time, a lot of changes have been observed in Textile designing and now a day's calligraphy and traditional printing (screen printing) were diminishing. This problem is undertaken by the investigator to add new and interesting idea. The main objectives of this study are-

1. To attract the children through calligraphy and animation.
2. To provide knowledge of children's about alphabet and animation.

To fulfill these above objectives Gorakhpur district was selected for my study. Total ten sheets were prepared for the evaluation. Purposively selected hundred respondents rated four prepared prototype for the color combination, placement of motifs, design and calligraphy writing. Prepared household linen was graded by 100 respondents in which 90% respondents like fusion of calligraphy and animation with screen printing on household linen and 10% respondents do not like.

It was concluded for the data present study is a successful innovation approach for the household linen which can be used the novel idea for the purpose of the beautification of household linen.

**Keywords:** Calligraphy, Animation, Screen Printing.

### Introduction

Animation is the process of creating a continuous motion and shape change. Animation can be stored or recorded on either analogue media, such as flip book, motion picture film, video tape, or digital media, including formats such as animated GIF, flash animation or digital video. Animation creation method and those involving stop motion animation of two and three dimensional objects, such as paper cutouts, puppets and clay figures.

Calligraphy is a visual art related to writing. It is the design and execution of lettering with a broad tip instrument or brush in one stroke. A contemporary definition of calligraphic practice is "The art of giving form to signs in an expressive, harmonious and skillful manner.

**Zhi-Ming Su says that**, this exegesis explores the way in which the gestural expressiveness of Chinese calligraphy can be recovered in the medium of animation. My animation, ink dance is based on traditional hand drawn calligraphy. Combine with the live action of dancing to create a dynamic contemporary spirit. The flow of calligraphy can be compared to the dancing figure. Body movement and calligraphy can both present motion, gesture, rhythm and balance.

As the visibility, value and dissemination of Chinese art escalates around the world due to the growth in the Chinese economy, and consequently the increase in its global economic and political importance.

**Laura U. Marks stated that**, calligraphic animation shifts the locus of documentation from representation to performance from index to moving trace. Animation is an ideal playing field for the transformative and per formative qualities that Arabic writing especially in the context of Islamic art, has explored for centuries. In Islamic traditions writing sometimes appears as a document or a manifestation of the invisible. Philosophical and theological implications of text and writing in various Islamic traditions including mystic sciences of letters. Screen printing is a printing technique that uses a woven mesh to support on ink- blocking stencil to receive a desired image. The attached stencil forms open areas of mesh that transfer ink or other printable materials which can be pressed through the mesh as a sharp- edged image onto a substrate. A fill blade or

# Periodic Research

squeeze is moved across the screen stencil, forcing or pumping ink into the mesh openings for transfer by capillary action during the squeeze stroke.

The main objectives of their study are-

1. To attract children's through animation and calligraphy.
2. To provide knowledge of children's through alphabet and animation.

## Methodology

### Development and selection of design

Investigator collects the calligraphy and animation design from book and internet and develops a ten design sheets of calligraphy and animation.

### Evaluation of developed design sheets on five point scale

Assessment was done to displaying all the ten design sheets in front of 100 respondents and sheets were graded on a five point scale.

### Analysis of Design Sheets

The design sheets were evaluated by 100 respondents from Gorakhpur district of UP. Sheets were shown to respondents and they were ask to rate each design independently.

The percentage score was calculated for each design. Highest mean score showed the highest acceptability while lowest score indicate the least acceptable design.

### Construction of selected design into prototype

The graded was added and the top four designs were developed into prototype. Prepare a four screen and print four household linen.

### Assessment of liked prototype

Finally prepared household linen was graded by same 100 respondents. This article assessed by target group by using display method and evaluation were being done in terms of color combination, placement of motifs, design and calligraphy writing. Five point was used as mentioned before, and percentage score was calculated.

Five point scale was used as shown-

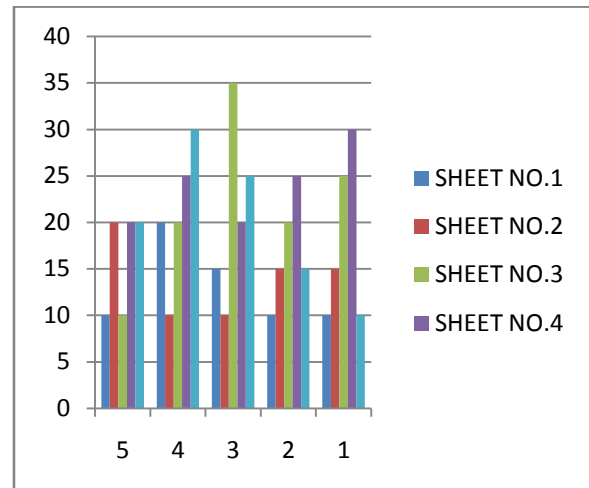
- 5 EXCELLENT
- 4 V. GOOD
- 3 GOOD
- 2 FAIR
- 1 POOR

## Result and Discussion

For the evaluation of developed household linen (towel and bed sheet) with calligraphy and animation motifs twenty respondents were selected. Each of the prepared household linen was displayed towards the respondents and they gave rate to each one of the basis of color combination, placement of motifs, design and calligraphy writing.

**Table and graph No. 1**  
**Assessment of Design Sheets For Bedsheet**

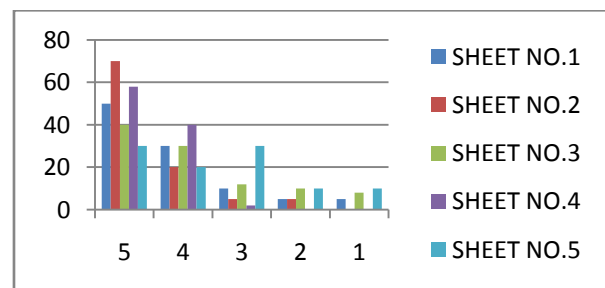
S. No.	Grading	% of Sheet No.1	% of Sheet No.2	% of Sheet No.3	% of Sheet No.4	% of Sheet No.5
1	5	40%	35%	20%	30%	20%
2	4	20%	25%	20%	25%	30%
3	3	10%	20%	35%	20%	25%
4	2	20%	10%	10%	15%	15%
5	1	10%	20%	15%	10%	10%



Above table and graph shows that sheet no.1 got highest score and excellent for prepare a bed sheet and sheet no.3 and 5 got equal and lowest score.

**Table and Graph No. 2**  
**Assessment of Design Sheets for Towel**

S. No.	Grading	% of Sheet No.1	% of Sheet No.2	% of Sheet No.3	% of Sheet No.4	% of Sheet No.5
1	5	50%	70%	40%	50%	30%
2	4	30%	20%	30%	40%	20%
3	3	10%	5%	12%	2%	30%
4	2	5%	5%	10%	0%	10%
5	1	5%	0%	8%	0%	10%



This table and graph shows that for towel sheet no. 2 got excellent score so investigator choose sheet no. 2 design for screen printing on towel.

# Periodic Research



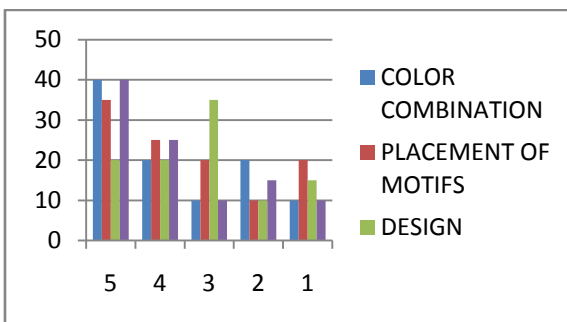
**SHEET NO.1**



**SHEET NO. 2**

**Table and graph no.-3 Assessment of bed sheet according to color combination, placement of motifs, design and calligraphy writing**

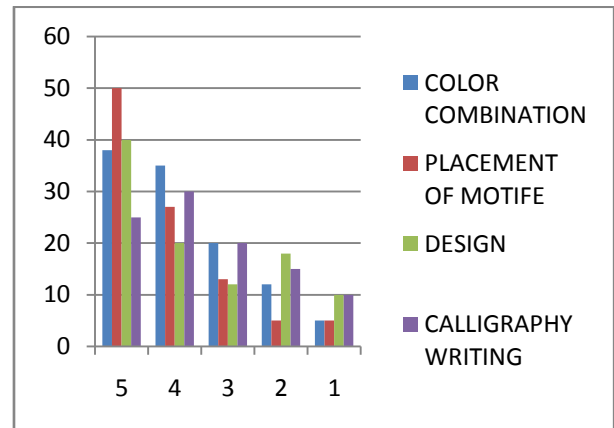
Grading	Color combination	Placement of motifs	Design	Calligraphy writing
	40%	35%	20%	40%
4	20%	25%	20%	25%
3	10%	20%	35%	10%
2	20%	10%	10%	15%
1	10%	20%	15%	10%
Total	100%	100%	100%	100%



In bed sheet the table shows that, color combination and calligraphy writing was highest and equal acceptance in all. Then placement of motifs and lastly design got lowest score.

**Table and Graph no.4-Assessment of towel according to color combination, placement of motif, design and calligraphy writing**

Grading	Color combination	Placement of motifs	Design	Calligraphy writing
5	38%	50%	40%	25%
4	25%	27%	20%	30%
3	20%	13%	12%	20%
2	12%	5%	18%	15%
1	5%	5%	10%	10%
Total	100%	100%	100%	100%



In towel the table shows that, placement of motifs got highest acceptance then design, color combination, calligraphy writing were acceptable.



**BED SHEET**



**TOWEL**

## Summary and Conclusion

This study was conducted to create interest idea of the children towards the calligraphy and animation with screen printing and this was done by fusion of calligraphy and animation with screen printing on household linen for a preschool children. It was concluded from the data present study is a successful innovative approach on household linen for preschool child and the children was attracted towards the calligraphy and animation.

## References

1. Marks U. Laura. Calligraphic animation documenting the invisible. Animation An Interdisciplinary journal.2014.
2. Rani Punam, Rose M. Neelam, Singh Jeet S. Saroj and Yadav Saroj. Development of screen printing designs for saree using Chinese motifs. Asian journal of home science. 2013 : 175-179.
3. Sharma Ekta, Paul Dr. Susan, Sheikh Dr. Sarita. Fusion of Indian folk arts madhubani and warli for designing of apparels using CAD. International journal of interdisciplinary research.2014.
4. Sharma Ekta, Kalsy Manpreet and Paul Dr. Susan. Digitalization of madhubani designs for transferring on apparels using screen printing technique. Eduved international journal of interdisciplinary research. 2014
5. Su Ming Zhi. Recovering the movement of calligraphy in animation. Queensland college of art Griffith University. 2010.
6. [en.wikipedia.org/wiki/calligraphy](http://en.wikipedia.org/wiki/calligraphy).
7. [en.wikipedia.org/wiki/animation](http://en.wikipedia.org/wiki/animation).
8. [en.wikipedia.org/wiki/screen printing](http://en.wikipedia.org/wiki/screen_printing).